



# 13 400m Individual Medley Women Heat



Official
Total

Rank	Competitor	Age	Club	RT	PTS	Result
1	Erika Fairweather	21	North Shore Swimming Club	0.80		<b>4:43.80</b> Entry: 4:35.62 <span>+8.18</span> Q
	25m: 13.83 50m: 30.56 (16.73) 75m: 47.88 (17.32) 100m: 1:05.62 (17.74) 125m: 1:24.77 (19.15) 150m: 1:42.97 (18.20) 175m: 2:01.51 (18.54) 200m: 2:19.50 (17.99) 225m: 2:40.00 (20.50) 250m: 3:00.11 (20.11) 275m: 3:20.79 (20.68) 300m: 3:40.56 (19.77) 325m: 3:56.72 (16.16) 350m: 4:12.38 (15.66) 375m: 4:28.37 (15.99) 400m: 4:43.80 (15.43)					
2	Georgina McCarthy	23	Hamilton Aquatics	0.75		<b>4:47.95</b> Entry: 4:37.72 <span>+10.23</span> Q
	25m: 13.70 50m: 30.80 (17.10) 75m: 48.16 (17.36) 100m: 1:06.51 (18.35) 125m: 1:25.09 (18.58) 150m: 1:43.16 (18.07) 175m: 2:01.17 (18.01) 200m: 2:18.73 (17.56) 225m: 2:38.49 (19.76) 250m: 2:58.56 (20.07) 275m: 3:18.82 (20.26) 300m: 3:39.26 (20.44) 325m: 3:56.85 (17.59) 350m: 4:14.24 (17.39) 375m: 4:31.31 (17.07) 400m: 4:47.95 (16.64)					
3	Olivia Bates	17	North Shore Swimming Club	0.80		<b>4:51.77</b> Entry: 4:51.72 <span>+0.05</span> Q
	25m: 14.09 50m: 31.01 (16.92) 75m: 48.20 (17.19) 100m: 1:06.19 (17.99) 125m: 1:25.35 (19.16) 150m: 1:43.81 (18.46) 175m: 2:02.37 (18.56) 200m: 2:20.55 (18.18) 225m: 2:41.67 (21.12) 250m: 3:02.10 (20.43) 275m: 3:23.86 (21.76) 300m: 3:44.61 (20.75) 325m: 4:02.33 (17.72) 350m: 4:19.01 (16.68) 375m: 4:35.70 (16.69) 400m: 4:51.77 (16.07)					
4	Emilia Finer	20	Neptune Swim Club	0.78		<b>4:54.99</b> Entry: 4:51.34 <span>+3.65</span> Q
	25m: 14.82 50m: 32.05 (17.23) 75m: 49.95 (17.90) 100m: 1:08.16 (18.21) 125m: 1:27.90 (19.74) 150m: 1:46.84 (18.94) 175m: 2:05.90 (19.06) 200m: 2:25.01 (19.11) 225m: 2:46.16 (21.15) 250m: 3:07.60 (21.44) 275m: 3:29.30 (21.70) 300m: 3:50.89 (21.59) 325m: 4:07.95 (17.06) 350m: 4:23.85 (15.90) 375m: 4:39.82 (15.97) 400m: 4:54.99 (15.17)					
5	Freya Hingston	18	United Swimming Club	0.74		<b>4:55.05</b> Entry: 5:02.15 <span>-7.10</span> Q
	25m: 13.38 50m: 29.93 (16.55) 75m: 47.01 (17.08) 100m: 1:04.68 (17.67) 125m: 1:24.06 (19.38) 150m: 1:43.41 (19.35) 175m: 2:02.82 (19.41) 200m: 2:21.88 (19.06) 225m: 2:42.90 (21.02) 250m: 3:04.37 (21.47) 275m: 3:25.99 (21.62) 300m: 3:47.59 (21.60) 325m: 4:05.16 (17.57) 350m: 4:22.22 (17.06) 375m: 4:39.09 (16.87) 400m: 4:55.05 (15.96)					
6	Maia Adams	21	Pirates Swim Team	0.71		<b>4:55.34</b> Entry: 4:55.97 <span>-0.63</span> Q
	25m: 14.39 50m: 31.89 (17.50) 75m: 49.72 (17.83) 100m: 1:08.62 (18.90) 125m: 1:28.36 (19.74) 150m: 1:47.14 (18.78) 175m: 2:06.00 (18.86) 200m: 2:24.87 (18.87) 225m: 2:45.15 (20.28) 250m: 3:06.48 (21.33) 275m: 3:27.25 (20.77) 300m: 3:48.60 (21.35) 325m: 4:05.89 (17.29) 350m: 4:22.78 (16.89) 375m: 4:39.44 (16.66) 400m: 4:55.34 (15.90)					
7	Bridie Quayle	17	Wharenui Swim Club	0.84		<b>4:55.58</b> Entry: 4:58.36 <span>-2.78</span> Q
	25m: 14.31 50m: 31.17 (16.86) 75m: 48.97 (17.80) 100m: 1:07.72 (18.75) 125m: 1:27.16 (19.44) 150m: 1:45.84 (18.68) 175m: 2:05.12 (19.28) 200m: 2:23.97 (18.85) 225m: 2:45.54 (21.57) 250m: 3:06.60 (21.06) 275m: 3:27.86 (21.26) 300m: 3:49.28 (21.42) 325m: 4:06.49 (17.21) 350m: 4:22.75 (16.26) 375m: 4:39.71 (16.96) 400m: 4:55.58 (15.87)					
8	Hope Wang	14	Phoenix Aquatics	0.72		<b>4:58.65</b> Entry: 5:07.96 <span>-9.31</span> Q
	25m: 14.45 50m: 31.73 (17.28) 75m: 49.82 (18.09) 100m: 1:08.67 (18.85) 125m: 1:27.59 (18.92) 150m: 1:45.66 (18.07) 175m: 2:03.95 (18.29) 200m: 2:22.42 (18.47) 225m: 2:43.62 (21.20) 250m: 3:04.94 (21.32) 275m: 3:26.09 (21.15) 300m: 3:47.70 (21.61) 325m: 4:06.43 (18.73) 350m: 4:24.34 (17.91) 375m: 4:41.78 (17.44) 400m: 4:58.65 (16.87)					
9	Deotille Videau (V)	16	Tahiti	0.76		<b>4:59.10</b> Entry: 4:55.06 <span>+4.04</span> Q
	25m: 13.70 50m: 30.09 (16.39) 75m: 46.95 (16.86) 100m: 1:04.95 (18.00) 125m: 1:24.22 (19.27) 150m: 1:42.63 (18.41) 175m: 2:01.68 (19.05) 200m: 2:20.67 (18.99) 225m: 2:43.09 (22.42) 250m: 3:04.79 (21.70) 275m: 3:26.33 (21.54) 300m: 3:49.27 (22.94) 325m: 4:07.36 (18.09) 350m: 4:24.85 (17.49) 375m: 4:42.79 (17.94) 400m: 4:59.10 (16.31)					
10	Kate Hurley	17	Pirates Swim Team	0.80		<b>4:59.90</b> Entry: 4:57.70 <span>+2.20</span> Q
	25m: 14.87 50m: 32.48 (17.61) 75m: 50.77 (18.29) 100m: 1:09.66 (18.89) 125m: 1:29.53 (19.87) 150m: 1:48.58 (19.05) 175m: 2:07.84 (19.26) 200m: 2:27.91 (20.07) 225m: 2:47.78 (19.87) 250m: 3:08.71 (20.93) 275m: 3:29.19 (20.48) 300m: 3:50.25 (21.06) 325m: 4:08.46 (18.21) 350m: 4:25.84 (17.38) 375m: 4:43.00 (17.16) 400m: 4:59.90 (16.90)					
11	Evie Skidmore	18	Trojans Swim Club	0.79		<b>5:00.45</b> Entry: 5:04.12 <span>-3.67</span> Q
	25m: 14.33 50m: 32.13 (17.80) 75m: 50.02 (17.89) 100m: 1:08.47 (18.45) 125m: 1:26.95 (18.48) 150m: 1:45.08 (18.13) 175m: 2:03.83 (18.75) 200m: 2:22.51 (18.68) 225m: 2:44.69 (22.18) 250m: 3:06.28 (21.59) 275m: 3:28.24 (21.96) 300m: 3:50.14 (21.90) 325m: 4:08.11 (17.97) 350m: 4:25.86 (17.75) 375m: 4:43.59 (17.73) 400m: 5:00.45 (16.86)					
12	Nicola Lovell	16	Blenheim Swimming Club	0.79		<b>5:00.95</b> Entry: 5:08.18 <span>-7.23</span> Q
	25m: 14.45 50m: 32.19 (17.74) 75m: 50.97 (18.78) 100m: 1:10.73 (19.76) 125m: 1:30.36 (19.63) 150m: 1:49.43 (19.07) 175m: 2:08.50 (19.07) 200m: 2:27.40 (18.90) 225m: 2:48.52 (21.12) 250m: 3:09.40 (20.88) 275m: 3:30.44 (21.04) 300m: 3:51.60 (21.16) 325m: 4:09.69 (18.09) 350m: 4:27.12 (17.43) 375m: 4:44.66 (17.54) 400m: 5:00.95 (16.29)					
13	Hanna Abdou	18	Wharenui Swim Club	0.80		<b>5:01.92</b> Entry: 4:52.52 <span>+9.40</span> Q
	25m: 14.66 50m: 31.94 (17.28) 75m: 49.75 (17.81) 100m: 1:08.23 (18.48) 125m: 1:26.72 (18.49) 150m: 1:44.37 (17.65) 175m: 2:02.63 (18.26) 200m: 2:20.35 (17.72) 225m: 2:42.45 (22.10) 250m: 3:05.16 (22.71) 275m: 3:28.11 (22.95) 300m: 3:52.24 (24.13) 325m: 4:10.22 (17.98) 350m: 4:27.75 (17.53) 375m: 4:45.27 (17.52) 400m: 5:01.92 (16.65)					
14	Alinta Dingwall (V)	18	South Australia	0.69		<b>5:02.10</b> Entry: 5:00.78 <span>+1.32</span> Q
	25m: 14.60 50m: 32.00 (17.40) 75m: 50.05 (18.05) 100m: 1:08.75 (18.70) 125m: 1:28.27 (19.52) 150m: 1:46.99 (18.72)					

175m: 2:05.54 (18.55) 200m: 2:24.39 (18.85) 225m: 2:46.11 (21.72) 250m: 3:08.23 (22.12) 275m: 3:30.25 (22.02)  
300m: 3:52.71 (22.46) 325m: 4:10.49 (17.78) 350m: 4:27.85 (17.36) 375m: 4:45.23 (17.38) 400m: 5:02.10 (16.87)

**15**  **Scout Carter** **17**  **Ice Breaker Aquatics** 0.73 **5:04.43**  
Entry: 5:08.76 **-4.33** **Q**

25m: 15.10 50m: 32.96 (17.86) 75m: 51.31 (18.35) 100m: 1:10.42 (19.11) 125m: 1:30.92 (20.50) 150m: 1:50.67 (19.75)  
175m: 2:10.53 (19.86) 200m: 2:29.72 (19.19) 225m: 2:50.93 (21.21) 250m: 3:12.03 (21.10) 275m: 3:33.41 (21.38)  
300m: 3:54.98 (21.57) 325m: 4:13.13 (18.15) 350m: 4:30.49 (17.36) 375m: 4:47.88 (17.39) 400m: 5:04.43 (16.55)

**16**  **Charlotte McLaren** **15**  **Trojans Swim Club** 0.76 **5:07.15**  
Entry: 5:12.94 **-5.79** **Q**

25m: 14.55 50m: 31.74 (17.19) 75m: 50.18 (18.44) 100m: 1:08.92 (18.74) 125m: 1:28.13 (19.21) 150m: 1:47.17 (19.04)  
175m: 2:06.07 (18.90) 200m: 2:24.74 (18.67) 225m: 2:46.41 (21.67) 250m: 3:08.56 (22.15) 275m: 3:31.17 (22.61)  
300m: 3:53.89 (22.72) 325m: 4:13.42 (19.53) 350m: 4:31.53 (18.11) 375m: 4:49.70 (18.17) 400m: 5:07.15 (17.45)

**17**  **Amber Lin** **14**  **North Shore Swimming Club** 0.67 **5:07.21**  
Entry: 5:05.92 **+1.29** **Q**

25m: 13.99 50m: 30.82 (16.83) 75m: 48.99 (18.17) 100m: 1:07.42 (18.43) 125m: 1:27.15 (19.73) 150m: 1:46.46 (19.31)  
175m: 2:05.99 (19.53) 200m: 2:25.30 (19.31) 225m: 2:47.64 (22.34) 250m: 3:10.13 (22.49) 275m: 3:33.23 (23.10)  
300m: 3:56.11 (22.88) 325m: 4:14.03 (17.92) 350m: 4:32.12 (18.09) 375m: 4:50.00 (17.88) 400m: 5:07.21 (17.21)

**18**  **Kezia Buissonne** **17**  **North Shore Swimming Club** 0.80 **5:08.63**  
Entry: 5:07.61 **+1.02** **Q**

25m: 14.19 50m: 31.57 (17.38) 75m: 50.11 (18.54) 100m: 1:09.47 (19.36) 125m: 1:30.63 (21.16) 150m: 1:50.83 (20.20)  
175m: 2:10.58 (19.75) 200m: 2:29.95 (19.37) 225m: 2:51.95 (22.00) 250m: 3:14.38 (22.43) 275m: 3:36.69 (22.31)  
300m: 3:59.15 (22.46) 325m: 4:17.06 (17.91) 350m: 4:34.19 (17.13) 375m: 4:51.79 (17.60) 400m: 5:08.63 (16.84)

**19**  **Ella Hanley** **16**  **Tawa Swimming Club** 0.71 **5:08.68**  
Entry: 5:24.90 **-16.22** **Q**



25m: 15.32 50m: 33.95 (18.63) 75m: 52.34 (18.39) 100m: 1:11.23 (18.89) 125m: 1:31.52 (20.29) 150m: 1:50.71 (19.19)  
175m: 2:10.24 (19.53) 200m: 2:29.45 (19.21) 225m: 2:51.16 (21.71) 250m: 3:13.53 (22.37) 275m: 3:35.76 (22.23)  
300m: 3:58.66 (22.90) 325m: 4:16.97 (18.31) 350m: 4:34.67 (17.70) 375m: 4:52.36 (17.69) 400m: 5:08.68 (16.32)

**20**  **Laura Menzies** **16**  **Wharenui Swim Club** 0.78 **5:09.03**  
Entry: 5:15.56 **-6.53** **Q**



25m: 13.93 50m: 31.74 (17.81) 75m: 50.85 (19.11) 100m: 1:11.88 (21.03) 125m: 1:31.70 (19.82) 150m: 1:50.01 (18.31)  
175m: 2:08.83 (18.82) 200m: 2:27.91 (19.08) 225m: 2:52.10 (24.19) 250m: 3:15.24 (23.14) 275m: 3:38.74 (23.50)  
300m: 4:01.11 (22.37) 325m: 4:18.63 (17.52) 350m: 4:35.45 (16.82) 375m: 4:52.89 (17.44) 400m: 5:09.03 (16.14)

**21**  **Jaimee Fisher** **28**  **Enterprise Swim Team** 0.84 **5:09.57**  
Entry: 5:03.30 **+6.27** **Q**

25m: 15.41 50m: 32.99 (17.58) 75m: 51.23 (18.24) 100m: 1:10.02 (18.79) 125m: 1:30.02 (20.00) 150m: 1:49.52 (19.50)  
175m: 2:09.26 (19.74) 200m: 2:28.61 (19.35) 225m: 2:50.80 (22.19) 250m: 3:13.23 (22.43) 275m: 3:35.65 (22.42)  
300m: 3:58.54 (22.89) 325m: 4:16.57 (18.03) 350m: 4:34.13 (17.56) 375m: 4:52.17 (18.04) 400m: 5:09.57 (17.40)

**22**  **Kiri Yamagami** **16**  **Club 37** 0.69 **5:09.85**  
Entry: 5:04.07 **+5.78** **Q**

25m: 13.89 50m: 31.02 (17.13) 75m: 49.31 (18.29) 100m: 1:08.19 (18.88) 125m: 1:29.08 (20.89) 150m: 1:48.03 (18.95)  
175m: 2:07.89 (19.86) 200m: 2:26.70 (18.81) 225m: 2:49.09 (22.39) 250m: 3:11.25 (22.16) 275m: 3:34.18 (22.93)  
300m: 3:57.29 (23.11) 325m: 4:16.33 (19.04) 350m: 4:34.45 (18.12) 375m: 4:52.75 (18.30) 400m: 5:09.85 (17.10)

**23**  **Jasmine Lyles** **18**  **Phoenix Aquatics** 0.70 **5:10.51**  
Entry: 5:03.28 **+7.23** **Q**

25m: 14.14 50m: 31.35 (17.21) 75m: 49.12 (17.77) 100m: 1:07.97 (18.85) 125m: 1:29.16 (21.19) 150m: 1:49.07 (19.91)  
175m: 2:09.10 (20.03) 200m: 2:28.65 (19.55) 225m: 2:49.36 (20.71) 250m: 3:11.02 (21.66) 275m: 3:32.66 (21.64)  
300m: 3:55.47 (22.81) 325m: 4:14.77 (19.30) 350m: 4:33.57 (18.80) 375m: 4:52.42 (18.85) 400m: 5:10.51 (18.09)

**24**  **Ziva Bunker** **13**  **Whanganui Swimming Club** 0.74 **5:11.10**  
Entry: 5:20.53 **-9.43** **Q**



25m: 14.82 50m: 32.87 (18.05) 75m: 51.72 (18.85) 100m: 1:11.08 (19.36) 125m: 1:30.67 (19.59) 150m: 1:49.75 (19.08)  
175m: 2:09.13 (19.38) 200m: 2:28.20 (19.07) 225m: 2:50.54 (22.34) 250m: 3:12.75 (22.21) 275m: 3:35.61 (22.86)  
300m: 3:58.65 (23.04) 325m: 4:17.64 (18.99) 350m: 4:35.73 (18.09) 375m: 4:53.80 (18.07) 400m: 5:11.10 (17.30)

**25**  **Olivia Vivian** **14**  **Wharenui Swim Club** 0.81 **5:13.59**  
Entry: 5:21.42 **-7.83** **Q**



25m: 15.03 50m: 33.55 (18.52) 75m: 52.17 (18.62) 100m: 1:11.86 (19.69) 125m: 1:33.20 (21.34) 150m: 1:54.62 (21.42)  
175m: 2:16.15 (21.53) 200m: 2:37.07 (20.92) 225m: 2:58.48 (21.41) 250m: 3:20.49 (22.01) 275m: 3:42.47 (21.98)  
300m: 4:04.51 (22.04) 325m: 4:22.73 (18.22) 350m: 4:39.95 (17.22) 375m: 4:57.17 (17.22) 400m: 5:13.59 (16.42)

**26**  **Tessa Scott** **16**  **St Paul's Swimming Club** 0.75 **5:14.02**  
Entry: 5:16.19 **-2.17** **Q**



25m: 14.55 50m: 32.48 (17.93) 75m: 51.38 (18.90) 100m: 1:10.80 (19.42) 125m: 1:31.69 (20.89) 150m: 1:51.66 (19.97)  
175m: 2:12.11 (20.45) 200m: 2:32.06 (19.95) 225m: 2:54.89 (22.83) 250m: 3:18.02 (23.13) 275m: 3:41.12 (23.10)  
300m: 4:04.33 (23.21) 325m: 4:22.32 (17.99) 350m: 4:39.88 (17.56) 375m: 4:57.21 (17.33) 400m: 5:14.02 (16.81)

**27**  **Violet Carter** **15**  **Ice Breaker Aquatics** 0.82 **5:14.59**  
Entry: 5:07.78 **+6.81** **Q**

25m: 14.93 50m: 33.15 (18.22) 75m: 52.54 (19.39) 100m: 1:12.69 (20.15) 125m: 1:33.71 (21.02) 150m: 1:53.64 (19.93)  
175m: 2:13.28 (19.64) 200m: 2:33.18 (19.90) 225m: 2:54.81 (21.63) 250m: 3:17.18 (22.37) 275m: 3:40.07 (22.89)  
300m: 4:03.17 (23.10) 325m: 4:21.86 (18.69) 350m: 4:39.82 (17.96) 375m: 4:57.65 (17.83) 400m: 5:14.59 (16.94)

**28**  **Jenna Borea** **13**  **Jasi Swim Club** 0.77 **5:15.88**  
Entry: 5:14.86 **+1.02** **Q**

25m: 15.62 50m: 33.64 (18.02) 75m: 53.07 (19.43) 100m: 1:12.92 (19.85) 125m: 1:33.89 (20.97) 150m: 1:53.47 (19.58)  
175m: 2:13.31 (19.84) 200m: 2:33.04 (19.73) 225m: 2:56.06 (23.02) 250m: 3:18.23 (22.17) 275m: 3:41.24 (23.01)  
300m: 4:04.90 (23.66) 325m: 4:23.61 (18.71) 350m: 4:41.52 (17.91) 375m: 4:59.51 (17.99) 400m: 5:15.88 (16.37)



**29**  **Evelyn Loh** **13**  **Howick Pakuranga** 0.73 **5:16.45**  
Entry: 5:21.81 **-5.36** **Q**



25m: 14.57 50m: 32.66 (18.09) 75m: 51.77 (19.11) 100m: 1:11.06 (19.29) 125m: 1:31.90 (20.84) 150m: 1:51.94 (20.04)  
175m: 2:12.13 (20.19) 200m: 2:32.22 (20.09) 225m: 2:54.84 (22.62) 250m: 3:17.98 (23.14) 275m: 3:41.49 (23.51)



300m: 4:04.70 (23.21) 325m: 4:24.00 (19.30) 350m: 4:42.34 (18.34) 375m: 4:59.82 (17.48) 400m: 5:16.45 (16.63)



30	 Amelia McEwan	13	 Mt Maunganui Swimming Club	0.76	5:17.24 Entry: 5:25.63 -8.39	Q
25m: 15.23 50m: 33.44 (18.21) 75m: 52.89 (19.45) 100m: 1:13.40 (20.51) 125m: 1:33.60 (20.20) 150m: 1:53.51 (19.91)						
175m: 2:13.43 (19.92) 200m: 2:33.22 (19.79) 225m: 2:56.31 (23.09) 250m: 3:19.19 (22.88) 275m: 3:42.38 (23.19)						
300m: 4:06.84 (24.46) 325m: 4:25.47 (18.63) 350m: 4:43.67 (18.20) 375m: 5:00.46 (16.79) 400m: 5:17.24 (16.78)						

31	 Olivia Johnson	15	 Murihiku Swimming Club	0.81	5:17.50 Entry: 5:24.14 -6.64	R1
25m: 15.45 50m: 34.17 (18.72) 75m: 53.24 (19.07) 100m: 1:12.44 (19.20) 125m: 1:33.19 (20.75) 150m: 1:52.68 (19.49)						
175m: 2:12.32 (19.64) 200m: 2:32.34 (20.02) 225m: 2:53.97 (21.63) 250m: 3:16.59 (22.62) 275m: 3:39.36 (22.77)						
300m: 4:02.90 (23.54) 325m: 4:22.15 (19.25) 350m: 4:40.85 (18.70) 375m: 4:59.68 (18.83) 400m: 5:17.50 (17.82)						



32	 Ava Neems	18	 Howick Pakuranga	0.74	5:17.79 Entry: 5:14.70 +3.09	R2
25m: 15.68 50m: 34.61 (18.93) 75m: 54.44 (19.83) 100m: 1:14.87 (20.43) 125m: 1:36.57 (21.70) 150m: 1:57.17 (20.60)						
175m: 2:17.55 (20.38) 200m: 2:37.87 (20.32) 225m: 2:59.06 (21.19) 250m: 3:20.69 (21.63) 275m: 3:42.46 (21.77)						
300m: 4:04.34 (21.88) 325m: 4:24.00 (19.66) 350m: 4:42.61 (18.61) 375m: 5:00.57 (17.96) 400m: 5:17.79 (17.22)						



33	 Lisa Shi	16	 Howick Pakuranga	0.76	5:18.70 Entry: 5:06.93 +11.77	
25m: 14.95 50m: 33.07 (18.12) 75m: 52.06 (18.99) 100m: 1:11.42 (19.36) 125m: 1:32.30 (20.88) 150m: 1:52.09 (19.79)						
175m: 2:12.51 (20.42) 200m: 2:32.25 (19.74) 225m: 2:54.63 (22.38) 250m: 3:17.15 (22.52) 275m: 3:40.15 (23.00)						
300m: 4:02.98 (22.83) 325m: 4:22.76 (19.78) 350m: 4:41.72 (18.96) 375m: 5:00.74 (19.02) 400m: 5:18.70 (17.96)						

34	 Rio Sasamoto	17	 Enterprise Swim Team	0.72	5:18.88 Entry: 5:09.74 +9.14	
25m: 15.25 50m: 33.04 (17.79) 75m: 51.10 (18.06) 100m: 1:09.89 (18.79) 125m: 1:29.95 (20.06) 150m: 1:49.32 (19.37)						
175m: 2:08.68 (19.36) 200m: 2:28.43 (19.75) 225m: 2:51.69 (23.26) 250m: 3:14.88 (23.19) 275m: 3:38.52 (23.64)						
300m: 4:02.64 (24.12) 325m: 4:22.22 (19.58) 350m: 4:41.15 (18.93) 375m: 5:00.17 (19.02) 400m: 5:18.88 (18.71)						

35	 Mackenzie Jury	14	 Liz van Welie Aquatics	0.78	5:19.17 Entry: 5:12.28 +6.89	
25m: 15.10 50m: 33.09 (17.99) 75m: 52.09 (19.00) 100m: 1:11.41 (19.32) 125m: 1:32.83 (21.42) 150m: 1:53.31 (20.48)						
175m: 2:14.06 (20.75) 200m: 2:34.95 (20.89) 225m: 2:57.33 (22.38) 250m: 3:19.44 (22.11) 275m: 3:41.75 (22.31)						
300m: 4:03.98 (22.23) 325m: 4:22.86 (18.88) 350m: 4:41.20 (18.34) 375m: 5:00.54 (19.34) 400m: 5:19.17 (18.63)						

36	 Isabelle Blackmore	16	 St Paul's Swimming Club	0.76	5:20.58 Entry: 5:28.92 -8.34	
25m: 15.85 50m: 34.88 (19.03) 75m: 55.66 (20.78) 100m: 1:16.95 (21.29) 125m: 1:38.33 (21.38) 150m: 1:59.17 (20.84)						
175m: 2:20.51 (21.34) 200m: 2:41.18 (20.67) 225m: 3:03.09 (21.91) 250m: 3:24.99 (21.90) 275m: 3:47.10 (22.11)						
300m: 4:09.10 (22.00) 325m: 4:28.15 (19.05) 350m: 4:46.05 (17.90) 375m: 5:03.70 (17.65) 400m: 5:20.58 (16.88)						

37	 Phoebe Nettle	15	 Trojans Swim Club	0.68	5:20.79 Entry: 5:23.12 -2.33	
25m: 15.09 50m: 33.50 (18.41) 75m: 52.53 (19.03) 100m: 1:11.90 (19.37) 125m: 1:32.79 (20.89) 150m: 1:52.78 (19.99)						
175m: 2:12.76 (19.98) 200m: 2:32.38 (19.62) 225m: 2:56.02 (23.64) 250m: 3:20.29 (24.27) 275m: 3:44.59 (24.30)						
300m: 4:08.90 (24.31) 325m: 4:27.57 (18.67) 350m: 4:45.71 (18.14) 375m: 5:03.82 (18.11) 400m: 5:20.79 (16.97)						



38	 Sophia Neems	15	 Howick Pakuranga	0.85	5:22.90 Entry: 5:31.67 -8.77	
25m: 14.91 50m: 33.48 (18.57) 75m: 53.34 (19.86) 100m: 1:13.65 (20.31) 125m: 1:35.88 (22.23) 150m: 1:57.67 (21.79)						
175m: 2:18.97 (21.30) 200m: 2:39.40 (20.43) 225m: 3:01.33 (21.93) 250m: 3:24.25 (22.92) 275m: 3:46.89 (22.64)						
300m: 4:10.18 (23.29) 325m: 4:29.54 (19.36) 350m: 4:47.60 (18.06) 375m: 5:05.57 (17.97) 400m: 5:22.90 (17.33)						

39	 Elesiya Badenhorst	13	 St Peter's Swimming Club	0.70	5:23.16 Entry: 5:24.00 -0.84	
25m: 15.30 50m: 35.10 (19.80) 75m: 55.34 (20.24) 100m: 1:16.35 (21.01) 125m: 1:37.46 (21.11) 150m: 1:57.74 (20.28)						
175m: 2:17.66 (19.92) 200m: 2:37.26 (19.60) 225m: 3:00.63 (23.37) 250m: 3:23.66 (23.03) 275m: 3:46.43 (22.77)						
300m: 4:09.96 (23.53) 325m: 4:29.46 (19.50) 350m: 4:48.03 (18.57) 375m: 5:05.74 (17.71) 400m: 5:23.16 (17.42)						

40	 Ryleigh Dorricott	13	 Whanganui Swimming Club	0.79	5:25.33 Entry: 5:29.81 -4.48	
25m: 15.58 50m: 34.46 (18.88) 75m: 54.46 (20.00) 100m: 1:15.10 (20.64) 125m: 1:35.22 (20.12) 150m: 1:54.76 (19.54)						
175m: 2:14.52 (19.76) 200m: 2:34.52 (20.00) 225m: 2:58.89 (24.37) 250m: 3:23.33 (24.44) 275m: 3:47.93 (24.60)						
300m: 4:12.58 (24.65) 325m: 4:30.96 (18.38) 350m: 4:49.51 (18.55) 375m: 5:07.93 (18.42) 400m: 5:25.33 (17.40)						



41	 Eliza Williams	16	 North Shore Swimming Club	0.78	5:25.86 Entry: 5:28.42 -2.56	
25m: 15.31 50m: 33.34 (18.03) 75m: 51.92 (18.58) 100m: 1:11.28 (19.36) 125m: 1:33.68 (22.40) 150m: 1:54.45 (20.77)						
175m: 2:15.11 (20.66) 200m: 2:35.85 (20.74) 225m: 3:00.13 (24.28) 250m: 3:23.88 (23.75) 275m: 3:48.53 (24.65)						
300m: 4:12.89 (24.36) 325m: 4:32.36 (19.47) 350m: 4:50.81 (18.45) 375m: 5:08.67 (17.86) 400m: 5:25.86 (17.19)						

42	 Tayla Cox	15	 Wharenui Swim Club	0.71	5:25.89 Entry: 5:22.81 +3.08	
25m: 14.90 50m: 33.04 (18.14) 75m: 51.81 (18.77) 100m: 1:11.91 (20.10) 125m: 1:32.61 (20.70) 150m: 1:52.55 (19.94)						
175m: 2:13.21 (20.66) 200m: 2:33.38 (20.17) 225m: 2:56.88 (23.50) 250m: 3:20.85 (23.97) 275m: 3:45.29 (24.44)						
300m: 4:10.23 (24.94) 325m: 4:30.04 (19.81) 350m: 4:49.30 (19.26) 375m: 5:08.39 (19.09) 400m: 5:25.89 (17.50)						



43	 Shyla Kennard	16	 Aquabladz NP	0.81	5:26.13 Entry: 5:18.85 +7.28	
25m: 15.01 50m: 32.90 (17.89) 75m: 52.17 (19.27) 100m: 1:12.78 (20.61) 125m: 1:32.97 (20.19) 150m: 1:52.18 (19.21)						
175m: 2:12.07 (19.89) 200m: 2:31.69 (19.62) 225m: 2:56.55 (24.86) 250m: 3:20.77 (24.22) 275m: 3:45.84 (25.07)						
300m: 4:10.19 (24.35) 325m: 4:29.71 (19.52) 350m: 4:49.11 (19.40) 375m: 5:08.07 (18.96) 400m: 5:26.13 (18.06)						

44	 Emma Icteton	15	 Aquabladz NP	0.73	5:26.35 Entry: 5:29.65 -3.30	
----	--	----	--	------	---------------------------------	--

25m: 15.26 50m: 34.17 (18.91) 75m: 54.22 (20.05) 100m: 1:15.41 (21.19) 125m: 1:37.05 (21.64) 150m: 1:57.41 (20.36)  
175m: 2:18.06 (20.65) 200m: 2:38.10 (20.04) 225m: 3:01.38 (23.28) 250m: 3:24.68 (23.30) 275m: 3:48.01 (23.33)  
300m: 4:11.41 (23.40) 325m: 4:30.79 (19.38) 350m: 4:49.61 (18.82) 375m: 5:08.50 (18.89) 400m: 5:26.35 (17.85)

**45**  **Ashley Lander** **16**  **St Paul's Swimming Club** 0.80 **5:26.81**  
Entry: 5:25.79 **+1.02**

25m: 15.53 50m: 34.79 (19.26) 75m: 54.73 (19.94) 100m: 1:16.23 (21.50) 125m: 1:35.87 (19.64) 150m: 1:54.90 (19.03)  
175m: 2:13.88 (18.98) 200m: 2:33.12 (19.24) 225m: 2:57.51 (24.39) 250m: 3:22.74 (25.23) 275m: 3:47.45 (24.71)  
300m: 4:12.63 (25.18) 325m: 4:31.71 (19.08) 350m: 4:50.42 (18.71) 375m: 5:08.95 (18.53) 400m: 5:26.81 (17.86)

**46**  **Emma Fletcher** **17**  **St Paul's Swimming Club** 0.75 **5:27.26**  
Entry: 5:26.10 **+1.16**

25m: 15.56 50m: 34.15 (18.59) 75m: 53.62 (19.47) 100m: 1:13.82 (20.20) 125m: 1:34.25 (20.43) 150m: 1:54.30 (20.05)  
175m: 2:14.16 (19.86) 200m: 2:33.93 (19.77) 225m: 2:57.10 (23.17) 250m: 3:21.04 (23.94) 275m: 3:44.80 (23.76)  
300m: 4:09.39 (24.59) 325m: 4:29.06 (19.67) 350m: 4:48.46 (19.40) 375m: 5:07.76 (19.30) 400m: 5:27.26 (19.50)

**47**  **Harriett Daly** **14**  **Tasman Swim Club** 0.75 **5:27.32**  
Entry: 5:35.08 **-7.76**

25m: 15.39 50m: 34.36 (18.97) 75m: 53.80 (19.44) 100m: 1:14.06 (20.26) 125m: 1:34.91 (20.85) 150m: 1:55.28 (20.37)  
175m: 2:16.09 (20.81) 200m: 2:36.08 (19.99) 225m: 2:59.32 (23.24) 250m: 3:22.84 (23.52) 275m: 3:46.22 (23.38)  
300m: 4:10.26 (24.04) 325m: 4:30.79 (20.53) 350m: 4:50.48 (19.69) 375m: 5:09.57 (19.09) 400m: 5:27.32 (17.75)

**48**  **Lara Streltsky** **16**  **Wharenui Swim Club** 0.86 **5:27.39**  
Entry: 5:23.72 **+3.67**

25m: 14.99 50m: 32.84 (17.85) 75m: 52.22 (19.38) 100m: 1:12.92 (20.70) 125m: 1:34.13 (21.21) 150m: 1:54.28 (20.15)  
175m: 2:15.03 (20.75) 200m: 2:35.59 (20.56) 225m: 2:59.12 (23.53) 250m: 3:23.02 (23.90) 275m: 3:47.23 (24.21)  
300m: 4:11.47 (24.24) 325m: 4:31.52 (20.05) 350m: 4:50.54 (19.02) 375m: 5:09.58 (19.04) 400m: 5:27.39 (17.81)

**49**  **Lara Migounoff** **14**  **Pukekohe Swimming Club** 0.70 **5:27.96**  
Entry: 5:42.77 **-14.81**

25m: 14.92 50m: 32.73 (17.81) 75m: 51.80 (19.07) 100m: 1:11.69 (19.89) 125m: 1:32.93 (21.24) 150m: 1:53.59 (20.66)  
175m: 2:13.72 (20.13) 200m: 2:33.89 (20.17) 225m: 2:58.72 (24.83) 250m: 3:23.99 (25.27) 275m: 3:49.61 (25.62)  
300m: 4:15.13 (25.52) 325m: 4:33.75 (18.62) 350m: 4:52.12 (18.37) 375m: 5:10.33 (18.21) 400m: 5:27.96 (17.63)

**50**  **Maddie Ericson** **14**  **Wharenui Swim Club** 0.75 **5:27.98**  
Entry: 5:36.00 **-8.02**

25m: 14.92 50m: 33.39 (18.47) 75m: 52.49 (19.10) 100m: 1:12.62 (20.13) 125m: 1:34.28 (21.66) 150m: 1:55.47 (21.19)  
175m: 2:16.93 (21.46) 200m: 2:38.74 (21.81) 225m: 3:02.17 (23.43) 250m: 3:25.75 (23.58) 275m: 3:49.47 (23.72)  
300m: 4:13.35 (23.88) 325m: 4:33.50 (20.15) 350m: 4:52.16 (18.66) 375m: 5:10.75 (18.59) 400m: 5:27.98 (17.23)

**51**  **Vienna O'Connor (V)** **13**  **Nepean Swim Club NSW** 0.76 **5:28.06**  
Entry: 5:22.16 **+5.90**

25m: 14.74 50m: 32.56 (17.82) 75m: 51.43 (18.87) 100m: 1:11.54 (20.11) 125m: 1:34.46 (22.92) 150m: 1:55.37 (20.91)  
175m: 2:16.21 (20.84) 200m: 2:37.22 (21.01) 225m: 3:01.10 (23.88) 250m: 3:25.19 (24.09) 275m: 3:49.68 (24.49)  
300m: 4:14.45 (24.77) 325m: 4:33.29 (18.84) 350m: 4:51.67 (18.38) 375m: 5:10.17 (18.50) 400m: 5:28.06 (17.89)

**52**  **Eve Lu** **14**  **Parnell Swimming** 0.77 **5:28.14**  
Entry: 5:33.83 **-5.69**

25m: 15.19 50m: 33.45 (18.26) 75m: 52.51 (19.06) 100m: 1:12.98 (20.47) 125m: 1:35.67 (22.69) 150m: 1:56.73 (21.06)  
175m: 2:18.42 (21.69) 200m: 2:39.27 (20.85) 225m: 3:02.02 (22.75) 250m: 3:24.93 (22.91) 275m: 3:47.88 (22.95)  
300m: 4:11.07 (23.19) 325m: 4:31.40 (20.33) 350m: 4:50.61 (19.21) 375m: 5:09.49 (18.88) 400m: 5:28.14 (18.65)

**53**  **Meghan Gibbs** **15**  **Tawa Swimming Club** 0.75 **5:28.16**  
Entry: 5:31.75 **-3.59**

25m: 14.98 50m: 33.31 (18.33) 75m: 52.54 (19.23) 100m: 1:13.14 (20.60) 125m: 1:34.96 (21.82) 150m: 1:55.43 (20.47)  
175m: 2:16.57 (21.14) 200m: 2:37.75 (21.18) 225m: 3:02.37 (24.62) 250m: 3:26.34 (23.97) 275m: 3:50.52 (24.18)  
300m: 4:15.28 (24.76) 325m: 4:33.70 (18.42) 350m: 4:51.80 (18.10) 375m: 5:10.29 (18.49) 400m: 5:28.16 (17.87)

**54**  **Ariana Neems** **13**  **Howick Pakuranga** 0.88 **5:28.36**  
Entry: 5:40.14 **-11.78**

25m: 16.97 50m: 36.68 (19.71) 75m: 58.80 (22.12) 100m: 1:20.98 (22.18) 125m: 1:42.04 (21.06) 150m: 2:03.38 (21.34)  
175m: 2:24.26 (20.88) 200m: 2:45.46 (21.20) 225m: 3:07.58 (22.12) 250m: 3:30.15 (22.57) 275m: 3:52.42 (22.27)  
300m: 4:15.91 (23.49) 325m: 4:34.60 (18.69) 350m: 4:53.42 (18.82) 375m: 5:11.81 (18.39) 400m: 5:28.36 (16.55)

**55**  **Sophia Kivileva** **13**  **Wharenui Swim Club** 0.72 **5:29.21**  
Entry: 5:24.53 **+4.68**

25m: 15.83 50m: 34.62 (18.79) 75m: 54.18 (19.56) 100m: 1:14.66 (20.48) 125m: 1:35.67 (21.01) 150m: 1:55.78 (20.11)  
175m: 2:15.75 (19.97) 200m: 2:35.82 (20.07) 225m: 3:00.31 (24.49) 250m: 3:24.84 (24.53) 275m: 3:49.95 (25.11)  
300m: 4:15.16 (25.21) 325m: 4:33.92 (18.76) 350m: 4:52.62 (18.70) 375m: 5:11.31 (18.69) 400m: 5:29.21 (17.90)

**56**  **Sarina Tang** **14**  **St Peter's Swimming Club** 0.79 **5:29.51**  
Entry: 5:23.11 **+6.40**

25m: 14.90 50m: 33.36 (18.46) 75m: 52.81 (19.45) 100m: 1:14.11 (21.30) 125m: 1:34.94 (20.83) 150m: 1:55.28 (20.34)  
175m: 2:15.41 (20.13) 200m: 2:35.69 (20.28) 225m: 3:00.36 (24.67) 250m: 3:24.66 (24.30) 275m: 3:49.12 (24.46)  
300m: 4:13.88 (24.76) 325m: 4:33.19 (19.31) 350m: 4:51.79 (18.60) 375m: 5:10.68 (18.89) 400m: 5:29.51 (18.83)

**57**  **Kaylee Smith** **15**  **St Paul's Swimming Club** 0.74 **5:30.48**  
Entry: 5:34.14 **-3.66**



25m: 15.73 50m: 35.26 (19.53) 75m: 56.37 (21.11) 100m: 1:18.33 (21.96) 125m: 1:39.60 (21.27) 150m: 1:59.40 (19.80)  
175m: 2:19.57 (20.17) 200m: 2:39.45 (19.88) 225m: 3:04.42 (24.97) 250m: 3:29.16 (24.74) 275m: 3:53.91 (24.75)  
300m: 4:19.11 (25.20) 325m: 4:37.68 (18.57) 350m: 4:55.47 (17.79) 375m: 5:13.41 (17.94) 400m: 5:30.48 (17.07)


**58**  **Chloe Gladwin** **SM19 18**  **Whakatane Swimming Club** 0.85 942 **5:30.70**  
Entry: 5:32.76 **-2.06**



25m: 16.05 50m: 35.66 (19.61) 75m: 55.46 (19.80) 100m: 1:16.85 (21.39) 125m: 1:37.92 (21.07) 150m: 1:58.22 (20.30)  
175m: 2:18.49 (20.27) 200m: 2:38.77 (20.28) 225m: 3:03.65 (24.88) 250m: 3:28.66 (25.01) 275m: 3:53.45 (24.79)  
300m: 4:19.04 (25.59) 325m: 4:37.51 (18.47) 350m: 4:55.54 (18.03) 375m: 5:13.54 (18.00) 400m: 5:30.70 (17.16)



**59**  **Aimee Drennan** **15**  **Jasi Swim Club** 0.84 **5:31.36**  
Entry: 5:29.20 **+2.16**



25m: 15.49 50m: 34.49 (19.00) 75m: 54.20 (19.71) 100m: 1:14.73 (20.53) 125m: 1:36.98 (22.25) 150m: 1:57.49 (20.51)  
175m: 2:18.16 (20.67) 200m: 2:38.58 (20.42) 225m: 3:03.16 (24.58) 250m: 3:27.54 (24.38) 275m: 3:51.86 (24.32)  
300m: 4:16.75 (24.89) 325m: 4:36.39 (19.64) 350m: 4:54.84 (18.45) 375m: 5:13.69 (18.85) 400m: 5:31.36 (17.67)

60	 Hannah Tse	15	 Parnell Swimming	0.79	5:31.94 Entry: 5:32.83 -0.89
25m: 15.60 50m: 34.67 (19.07) 75m: 54.47 (19.80) 100m: 1:14.91 (20.44) 125m: 1:36.66 (21.75) 150m: 1:57.86 (21.20) 175m: 2:19.14 (21.28) 200m: 2:40.33 (21.19) 225m: 3:03.34 (23.01) 250m: 3:26.55 (23.21) 275m: 3:49.54 (22.99) 300m: 4:12.95 (23.41) 325m: 4:32.51 (19.56) 350m: 4:52.28 (19.77) 375m: 5:12.29 (20.01) 400m: 5:31.94 (19.65)					



61	 Eva Elers	13	 Trojans Swim Club	0.70	5:33.80 Entry: 5:37.46 -3.66
25m: 16.03 50m: 35.43 (19.40) 75m: 56.36 (20.93) 100m: 1:18.19 (21.83) 125m: 1:39.78 (21.59) 150m: 2:00.27 (20.49) 175m: 2:20.92 (20.65) 200m: 2:41.74 (20.82) 225m: 3:05.57 (23.83) 250m: 3:30.27 (24.70) 275m: 3:54.66 (24.39) 300m: 4:19.34 (24.68) 325m: 4:38.89 (19.55) 350m: 4:57.79 (18.90) 375m: 5:16.43 (18.64) 400m: 5:33.80 (17.37)					



62	 Jessica Johnstone	15	 St Peter's Swimming Club	0.88	5:35.19 Entry: 5:35.84 -0.65
25m: 16.10 50m: 35.48 (19.38) 75m: 55.82 (20.34) 100m: 1:16.78 (20.96) 125m: 1:40.25 (23.47) 150m: 2:02.68 (22.43) 175m: 2:24.56 (21.88) 200m: 2:46.41 (21.85) 225m: 3:08.60 (22.19) 250m: 3:31.27 (22.67) 275m: 3:54.07 (22.80) 300m: 4:17.12 (23.05) 325m: 4:38.00 (20.88) 350m: 4:57.56 (19.56) 375m: 5:16.61 (19.05) 400m: 5:35.19 (18.58)					



63	 Annabelle Shields	14	 Pukekohe Swimming Club	0.68	5:35.86 Entry: 5:34.80 +1.06
25m: 16.21 50m: 36.06 (19.85) 75m: 56.94 (20.88) 100m: 1:19.07 (22.13) 125m: 1:41.24 (22.17) 150m: 2:03.12 (21.88) 175m: 2:24.43 (21.31) 200m: 2:45.34 (20.91) 225m: 3:07.78 (22.44) 250m: 3:30.48 (22.70) 275m: 3:52.86 (22.38) 300m: 4:16.16 (23.30) 325m: 4:36.31 (20.15) 350m: 4:56.56 (20.25) 375m: 5:16.65 (20.09) 400m: 5:35.86 (19.21)					



64	 Amelia-Rose Searle	14	 North Shore Swimming Club	0.81	5:36.50 Entry: 5:20.91 +15.59
25m: 14.99 50m: 33.34 (18.35) 75m: 52.37 (19.03) 100m: 1:13.79 (21.42) 125m: 1:34.26 (20.47) 150m: 1:54.74 (20.48) 175m: 2:15.50 (20.76) 200m: 2:36.47 (20.97) 225m: 3:01.22 (24.75) 250m: 3:26.05 (24.83) 275m: 3:51.01 (24.96) 300m: 4:16.25 (25.24) 325m: 4:36.72 (20.47) 350m: 4:56.84 (20.12) 375m: 5:17.01 (20.17) 400m: 5:36.50 (19.49)					



65	 Kelicia Purcell	13	 Wharenui Swim Club	0.69	5:36.98 Entry: 5:24.96 +12.02
25m: 16.67 50m: 36.02 (19.35) 75m: 57.12 (21.10) 100m: 1:17.71 (20.59) 125m: 1:39.85 (22.14) 150m: 2:01.16 (21.31) 175m: 2:22.71 (21.55) 200m: 2:43.91 (21.20) 225m: 3:07.77 (23.86) 250m: 3:32.49 (24.72) 275m: 3:55.73 (23.24) 300m: 4:20.18 (24.45) 325m: 4:39.76 (19.58) 350m: 4:59.61 (19.85) 375m: 5:18.47 (18.86) 400m: 5:36.98 (18.51)					



66	 Alyssa Salmons	15	 Liz van Welie Aquatics	0.83	5:36.99 Entry: 5:30.65 +6.34
25m: 15.95 50m: 35.91 (19.96) 75m: 56.83 (20.92) 100m: 1:18.76 (21.93) 125m: 1:41.85 (23.09) 150m: 2:03.59 (21.74) 175m: 3:10.26 (1:06.67) 200m: 2:47.71 225m: 3:56.35 (1:08.64) 250m: 3:33.47 275m: 4:40.04 (1:06.57) 300m: 4:19.51 325m: 5:18.42 (58.91) 350m: 4:59.24 375m: 4:00m: 5:36.99 (5:36.99)					



67	 Yueran Shen	13	 Tawa Swimming Club	0.71	5:41.06 Entry: 5:47.45 -6.39
25m: 15.17 50m: 34.03 (18.86) 75m: 54.33 (20.30) 100m: 1:16.83 (22.50) 125m: 1:37.66 (20.83) 150m: 1:58.11 (20.45) 175m: 2:18.81 (20.70) 200m: 2:39.25 (20.44) 225m: 3:03.81 (24.56) 250m: 3:29.34 (25.53) 275m: 3:55.17 (25.83) 300m: 4:21.57 (26.40) 325m: 4:41.16 (19.59) 350m: 5:01.17 (20.01) 375m: 5:21.39 (20.22) 400m: 5:41.06 (19.67)					



68	 Ashley Lam	13	 Parnell Swimming	0.77	5:42.08 Entry: 5:45.91 -3.83
25m: 15.81 50m: 36.06 (20.25) 75m: 57.78 (21.72) 100m: 1:21.79 (24.01) 125m: 1:44.61 (22.82) 150m: 2:06.77 (22.16) 175m: 2:28.78 (22.01) 200m: 2:51.08 (22.30) 225m: 3:14.78 (23.70) 250m: 3:38.67 (23.89) 275m: 4:02.00 (23.33) 300m: 4:25.92 (23.92) 325m: 4:45.16 (19.24) 350m: 5:04.04 (18.88) 375m: 5:23.74 (19.70) 400m: 5:42.08 (18.34)					

69	 Merissa Leon	16	 Howick Pakuranga	0.84	5:42.80 Entry: 5:26.97 +15.83
25m: 16.66 50m: 35.89 (19.23) 75m: 56.50 (20.61) 100m: 1:17.91 (21.41) 125m: 1:40.34 (22.43) 150m: 2:01.28 (20.94) 175m: 2:22.79 (21.51) 200m: 2:43.96 (21.17) 225m: 3:08.85 (24.89) 250m: 3:33.86 (25.01) 275m: 3:58.91 (25.05) 300m: 4:24.07 (25.16) 325m: 4:43.72 (19.65) 350m: 5:03.05 (19.33) 375m: 5:23.29 (20.24) 400m: 5:42.80 (19.51)					

70	 Madison Marlow	16	 Hamilton Aquatics	0.87	5:46.58 Entry: 5:23.11 +23.47
25m: 15.57 50m: 33.72 (18.15) 75m: 53.32 (19.60) 100m: 1:14.12 (20.80) 125m: 1:37.81 (23.69) 150m: 2:44.00 (1:06.19) 175m: 2:21.65 200m: 3:34.09 (1:12.44) 225m: 3:09.03 250m: 4:25.01 (1:15.98) 275m: 3:59.34 300m: 325m: 4:45.70 (4:45.70) 350m: 5:06.27 (20.57) 375m: 5:26.16 (19.89) 400m: 5:46.58 (20.42)					

71	 Phoebe Carter	13	 Ice Breaker Aquatics	0.70	5:46.60 Entry: 5:40.57 +6.03
25m: 16.93 50m: 37.17 (20.24) 75m: 59.73 (22.56) 100m: 1:22.70 (22.97) 125m: 1:44.79 (22.09) 150m: 2:06.48 (21.69) 175m: 2:27.81 (21.33) 200m: 2:48.45 (20.64) 225m: 3:12.61 (24.16) 250m: 3:36.55 (23.94) 275m: 4:01.95 (25.40) 300m: 4:27.23 (25.28) 325m: 4:48.24 (21.01) 350m: 5:07.77 (19.53) 375m: 5:27.59 (19.82) 400m: 5:46.60 (19.01)					

-	 Maggie Harper	13	 Trojans Swim Club	0.78	DSQ
---	--	----	---	------	-----

-	 Elsie Turrell	15	 Waverley Swimming Club	0.81	DSQ
---	--	----	--	------	-----

-	 Maisy Pronk (V)	17	 South Australia	0.74	DSQ
---	--	----	---	------	-----